


# Parent's Packet



Welcome to Mrs. Johnson's  
First Grade Class  
Room F

*Dear Parents,*

*Welcome to the first grade class of Granada Hills Baptist School. I am looking forward to working with and teaching your children not only the academics but the truths in God's word. My goal is to make your child's educational and social experiences some of the best. I will strive to create a stimulating, loving, trusting and academic atmosphere for the students in this room. Throughout this year, I will be reinforcing independence, staying on task, homework responsibilities, searching for answers and cooperative peer relationships, along with our required academic schedule.*



*A child that feels loved and special is an achiever. Children need to learn that they are significant and that being a responsible, contributing member of the classroom is important. It is essential that we have communication between home and school to enhance your child's personal development and academic success. I can be reached by note, calling the school's office or by e-mail.*

*[MrsJohnson@granadahillsbaptistschool.com](mailto:MrsJohnson@granadahillsbaptistschool.com)*

*Thank you for the opportunity to teach and nurture your child.*

*Mrs. Johnson*

# First Grade Daily Schedule

<b>8:45-9:00</b>	Salutes in the Courtyard/Announcements
<b>9:00-9:10</b>	Attendance/Lunch count Calendar Activities *Daily Assignment Preparation
<b>9:10 -10:10</b>	Language, Letters and Sounds Instruction Begin Reading Groups Independent Assignments: <ul style="list-style-type: none"><li>▪ Letters and Sounds</li><li>▪ Writing with Phonics</li><li>▪ Language</li><li>▪ Spelling</li></ul>
<b>10:10-10:30</b>	<i>Recess (Front yard/Backyard)</i>
<b>10:30-11:00</b>	<b>Continue Reading Groups</b>
<b>11:00-12:00</b>	<b>Finish up Seat work</b> Math Instruction <ul style="list-style-type: none"><li>• Tubbing Activities</li><li>▪ Math Assignment</li></ul> Finish Independent Assignments
<b>12:00-12:45</b>	<i>Lunch- Front yard only</i>
<b>12:45-1:15</b>	Bible/ Character Education
<b>1:15-1:40</b>	Social Studies
<b>1:40-2:00</b>	<i>Recess- Front yard only</i>
<b>2:00-3:00</b>	Science Thematic Unit Activities/Additional Pull-out Programs

## ***Program Additions:***

P.E.– Wed./Fri.	12:45-1:20
Spanish –Tues.	1:00-1:30
Music- Wed.	2:00-2:30
Library - Thurs.	2:00-2:30
Computer-Fri.	2:00-2:30
Chapel- Fri.	9:00 am

You are always welcome to join us for Chapel!

# General Information

**Room Parents:** Jena Feola and Jackie Cullen

**Snacks:** In First Grade, class time is no longer used for snack. Please send something extra in your child's lunch if you feel he/she will need a snack at first recess.

**Food Allergies/Special Diets:** **Some children have specific dietary needs or restrictions. If your child has any, please let me know in writing!**

**Tardiness:** When a child arrives at school after 8:45 a.m., the parent is required to go to the office with the child to get a **Tardy Slip** to enter class. Excessive tardiness will affect your child's "**Work Habits**" grade. See Parent/Student Handbook-2011-2012, #16 Attendance, for more information. In summary:

**3** unexcused tardies in one quarter—Warning note sent home

**5** unexcused tardies in a quarter—"Work habits" grade dropped to an "S".

**7** unexcused tardies in a quarter—"Work Habits" grade dropped to "U".

**Parent Helpers:** In correlation with the classroom visitation policy in the handbook, parent helpers will be scheduled as **needed** after the first six weeks of school.

**Birthdays:** Birthdays are important at this age (or any age, actually.) Your child may share popsicles, cupcakes or cookies with the class on his/her birthday, if you choose.

**Please give me advanced notice so I can fit it into our schedule.** There are 15 students in our class (6 girls and 9 boys). 2:30 p.m. on most days will be set aside for

celebrations!! If your child has a summer birthday, you may choose another day to celebrate his/her “Unbirthday”, as long as it fits into our schedule!

**Field Trips:** Field trips are used to enhance our curriculum. In first grade, we take limited trips. With a limited budget, we will be relying on our parents for transportation! You will be contacted by the Room Parents when help is needed. At that time, you need to have a copy of your Drivers License, Parent Chaperone Policy, and current Proof of Insurance on file with the office. Due to liability reasons and school policy, you are not to bring younger siblings on field trips. This time is still class time in a different environment as well as a special time for you and your 1<sup>st</sup> grade child.

**Class Cooking Projects:** From time to time, I may incorporate a cooking project to enhance our studies. If your child volunteers to bring ingredients please return them promptly by the date on the note. If for some reason you can't, please give me 24 hours notice by either calling the school or writing me a note, so I can make other arrangements.

**Projects:** Starting in January, First graders will have several assigned projects. You will have about two weeks to complete each project. All due dates and instructions will be given prior to each assignment.

January: Martin Luther King, Jr.

April: Musical Instrument Project


May: Insect project

**Class Parties:** We will be having class parties for most of the holidays. 2:00 p.m. will be set aside for our party time unless we celebrate on a minimum day then we will start around 11:00 a.m. You will be contacted by our Room Parents for help or other needs. Once again, please no siblings.

**Labeling Items:** Please label all of your child's personal Items— back packs, lunch boxes, folders, sweaters, jackets, etc. With such a large class, there are bound to be duplications in items and labeling helps us tremendously in finding owners for misplaced “stuff!” There is also a lost and found cabinet located across from the child care room (Room I) near the boy's bathroom.

**Pick-ups and drop offs:** Your child's safety is crucial! You are asked to park and walk your child to the gate in front or walk your child to the hall in back and the same is true for the pick up schedule. This way we can avoid accidents as well as injuries.

On the days I have an after school duty, you will find your child at the lunch benches with their things. After 3:10 p.m. if your child has not been picked up, they will be sent to the child care area. This is for safety and insurance reasons. If your child is there, you need to sign them out. There is a charge for child care after the 3:10 bell (check the office for rates).



# Discipline Plan

As we start this year, it is important that we work together in the guidance of your child. The plan below outlines our classroom rules, possible rewards and the consequences for inappropriate behavior.

Our classroom rules:

1. Listen to the person who is speaking
2. Follow directions
3. Work quietly
4. Keep your hands and feet to yourself
5. Leave other people's property alone
6. Respect school property

To encourage students to follow these classroom rules, the following rewards and incentives will be used:

Personal: 1 week of green cards—20 extra coins  
4 weeks of green cards—Movie day

Group: Group with most coins collected at the end of the month, gets the first choice from the prize box.

If a student chooses to break a rule, the following steps will be taken:

First time: Warning—no card change

Second time: Change card to yellow 5 minute loss of recess or time out in another room.

Third time: Change of card to orange, Phone call home or misconduct notice sent home and 10 minute loss of recess or time out in another room.

Forth time: Change card to red, Sent to the office, note sent home or phone call and 15 minute loss of recess

Severe Clause: Sent to the Principal's office. Phone call home.

My goal is to work with you to ensure the success of your child this year! Please read and discuss this discipline plan with your child and return the bottom portion of this letter.

Thank you,  
Mrs. Johnson

---

## ***First Grade Discipline Plan***

I have read the discipline plan and have discussed it with my child, \_\_\_\_\_

Parent/Guardian

Signature \_\_\_\_\_ Date \_\_\_\_\_



# Homework Policy

On Monday, a summary of what we will be studying in class, an assignment list, homework sheets and important information from the office, PTF will be coming home with your child. **Please take the time to read it!**

The following is the homework schedule for First grade:

- Written homework will be sent home on Monday of each week in the Monday letter. It can be all turned in on Tuesday, but it must be in by Wednesday morning.
  - Reading homework will be assigned Monday –Thursday. Please be sure to sign the chart in your child’s reading book when you complete the reading for each night.
  - Spelling, Phonics and Bible verse need to be studied each night.
1. Please return the homework assignments the following day unless a different date is noted in the Monday letter.
  2. Help your child by setting aside a time and place to study. Work with your child, correcting any mistakes or checking the work but not actually doing the work.
  3. Check over all the class work that your child brings home, praising the positive aspects first then reviewing where necessary.
  4. **If class work is incomplete.** Please finish and return the following day.
  5. **Homework that is not returned** the day it is due (Wednesday) will be redone at recess. Please make sure that papers and books are in backpacks the night before.

Homework is given for the following reasons:

- To develop responsibility
- To review work already taught
- To serve as a communication tool between the parent, the child and the school.

Homework should be easy, as we will have already taught the concept and explained how to do the work before it is brought home. It should not take more than 30 minutes to study each night.

**\*\*\*If you are going out of town, please give me at least 2 days notice so I can get the student’s work ready.** If your child is absent from school, please call the school in the morning to request the work for the day. The work needs to be picked up from the office after lunch.

Thank you,  
Mrs. Johnson

## Grades and Tests

### Gradelink

First grade children do receive letter grades for tests, homework, in class writing, Unit study and projects. We use a grading system called Gradelink. This system allows you to view only your child's grades on-line. Returning families should be able to access the system using last year's set-up.

New families to GHBS: Be watching for a sheet titled "Gradelink Login Information" and a white "Quick Start" direction sheet in your Monday Letter. If for some reason you have trouble setting up the access, please contact the office.

**Just a Reminder:** Each child has their own access code. These codes are confidential and are not to be shared with the children or other families.

In First Grade, the Gradelink system is updated every 2-3 weeks depending on the testing schedule. All papers and tests from the week are sent home on Fridays in their backpack folder marked "Home".

### Our Testing Schedule:

Each week we will be testing Math skills or facts, Phonics Rules, Spelling words and Bible verse. I will always give the testing information for the following weeks testing ahead of time in the "Looking Ahead" sections.

Tuesday: Math Testing (Chapter check-ups or Unit tests)

Monday –Thursday: Fact drills

Thursday: Phonics Testing

(Chart rules and application tests)

\*Friday: Bible verse and Spelling Words Test

\*On occasion we will have a Science Unit test or a Bible Lesson Quiz. You will have ample time and the study sheets to prepare for these tests when they come up.

## **Grading Standards**

In first grade, the children will be given letter grades based on the following percentages. The cumulative score from each subject will be reflected on their progress reports and report cards in the same manner. The Citizenship and Work Habits are the only time E, S and U are used for this class. Spanish, Music, and Computer are included on the report card as well.

A+	97-100%
A	94-96%
A-	93-90%
B+	87-89%
B	84-86%
B-	80-83%
C+	77-79%
C	74-76%
C-	70-73%
D+	67-69%
D	64-66%
D-	60-63%
F	59% and below

### **Citizenship and Work Habits:**

E	-	Excellent
S	-	Satisfactory
U	-	Unsatisfactory




## First Grade Reading Program

We have taken the time to align our Reading program with the Kindergarten class' to ensure a smooth transition into the first grade reading curriculum. The first two weeks of school we spend time screening and assessing fluency and accuracy in word recognition, sentence/story reading and story comprehension.

We use both A Beka and Bob Jones reading curriculums through out the year. The A Beka is a phonics based program and is a continuation of our other daily core assignments. The Bob Jones is a more traditional Basal reader that includes comprehension exercises. Each student will have a book that is comfortable for their reading level.

Reading assignments are to be completed each night (Monday- Thursday). The only time that reading assignments will not be given are the nights that we have school sanctioned activities like family nights, Skate Nights, etc.

The reading assignments can be found in the front of you child's reading book on a chart similar to this:

My Reading Chart					
Name _____					
Book Title: _____					
Date	Pages	How did I read?			Parent's Signature/Comments
					

Nightly practice is important to the reading success of your child. Please jot us a note, if you noticed anything significant in your reading time with your child. We will also note any extra practice or hints as necessary. Our goal is to work together so your child will be successful.

The charts are checked each day and count as part of their reading grade. It is important that the reading gets done and an adult signs the assignment sheet.

### **Phonics Rules**

Since the core curriculum in Language and Reading is phonics based and we will be learning these charts throughout the year. We break them up in to two parts, an “A” section and “B” section. The sections are found in the “Phonics” sub title on the Monday letter. In the beginning of the year, we highlight the list we are working on for the week. This helps you understand how to sort through what is study material and what is general information.

The rules are set up in this fashion:

Using the rule, st in stop:

- “st” is the sound in isolation.
- The word “stop” is how the sound presents itself in the word.

When the phonics test is taken, we are only asking the students to write the letters of the sound in isolation not the entire rule or the word. So for, st in stop, the student will only write the letters “st”.

We have included the Phonics Rules list in its entirety for your reference.

# Basic Phonics Rules

## Phonics Chart 10

st in stop  
pl in plane  
fr in frog  
tr in train  
e in me  
o in go  
y in fly  
ay in pray  
sh in ship  
th in thick  
th in this  
bl in block  
cl in clock  
fl in flake  
gl in glue  
br in bride  
dr in drum  
pr in pray

## Phonics Chart 11

gr in grin  
sm in smoke  
sc in scat  
sk in skate  
sp in spade  
cr in crab  
tw in twins  
spl in splash  
spr in sprain  
scr in scream  
squ in squeak  
sn in snack  
sl in sleep  
str in stream  
sw in swim  
thr in three

## Phonics Chart 12

ou in out  
ow in owl  
ow in bowl  
er in verse  
ur in nurse  
ir in bird  
oi in coin  
oy in boy  
oo in book  
oo in tooth  
oo in flood  
ch in church  
or in morning  
or in worms  
igh in night  
all in ball  
alk in walk  
kn in knot

## Phonics Chart 13

gn in gnat  
ang in bang  
ing in king  
ong in long  
ung in strung  
ank in bank  
ink in wink  
onk in honk  
unk in spunk  
ar in stars  
wa in wask  
a- in asleep  
-ing in pointing  
y in baby  
le in little

## Phonics Chart 14

-ed in wanted  
-ed in looked  
-ed in played  
wh in whale  
wh in who  
tch in patch  
ear in ear  
ear in bear  
ear in earth  
old in gold  
omb in comb  
ew in flew  
ew in few  
-y in rainy  
-er in bigger  
-ly in slowly  
-en in sharpen  
ild in child  
ind in kind

## Phonics Chart 15

imb in climb  
-es in peaches  
c in city  
au in faucet  
aw in saw  
ea in leaf  
ea in thread  
ea in steak  
ie in brownie  
ey in key  
ey in obey  
o in shovel  
ph in phone  
ch in chorus  
Chr in Christmas  
sch in school  
ought in thought

## Phonics Chart 16

aught in caught  
g in giant  
dge in fudge  
a- in asleep  
al- in also  
be- in because  
en- in enjoy  
un- in unbutton

## Phonics Chart 17

wr in wrinkle  
ould in could  
ore in more  
air in hair  
u in push  
ough in enough  
ou in country  
arr in carry  
ire in fire  
eau in beautiful  
a in banana  
-ful in wonderful  
-est in biggest  
are in care  
tain in mountain  
ure in pure

## Phonics Chart 18

ture in pasture  
ar in warm  
sion in television  
sion in missionary  
tion in nation  
eigh in eight  
or in sailor  
ar in dollar  
y in crystal  
err in merry

Granada Hills Baptist School

# **Our Morning Pledges...**

## **The American Flag**

**I pledge allegiance to the flag  
of the United States of America,  
and to the republic for which it stands;  
one nation, under God, indivisible,  
with liberty and justice for all.**

## **The Christian Flag**

**I pledge allegiance to the Christian flag  
and to the Savior for Whose kingdom it stands;  
one Savior, crucified, risen, and coming again  
with life and liberty for all who believe.**

## **The Bible**

**I pledge allegiance to the Bible, God's Holy Word.  
I will make it a lamp unto my feet  
and a light unto my path.  
I will hide it's words in my heart  
that I might not sin against God.**